




G5 Series Low Current Broadband Conical Inductor



Features

- Broadband performance past 65 GHz
- High inductance with current handling up to 500 mA
- Micro-size for small packages
- Low insertion loss across band (<math>< -0.35 \text{ dB}</math> Typical)

G5 Series Conical Inductor Specification

Part Number	L (uH)	I max (mA)	Upper Freq. Limit (GHz) Typ.	Return Loss (dB) Typ.	Insertion Loss (dB) Typ.	Q Typ. @ 10 MHz	DCR Typ (Ohms)	Foot Print (OD x L) Inch
CC36T44K240G5	.600	300	40+	-20	-.35	20-25	.650	.035 x .100
CC45T44K240G5	1.08	250	36	-26	-.35	25-30	.950	.045 x .115
CC45T47K240G5	.840	160	40+	-26	-.35	25-30	1.60	.035 x .085
CC50T40K240G5	1.65	400	25	-26	-.35	25-30	.625	.075 x .200
CC50T44K240G5	2.35	220	20	-16	-.35	25-30	1.60	.060 x .135
CC65T42K240G5	2.85	300	40+	-20	-.35	30-35	1.25	.065 x .210
CC75T38K240G5	6.35	440	13	-26	-.35	25-30	1.08	.140 x .385
CC82T44K240G5	6.70	180	15	-26	-.35	25-30	2.83	.075 x .205
CC110T47K240G5	8.00	100	40+	-26	-.35	25-30	6.55	.070 x .200

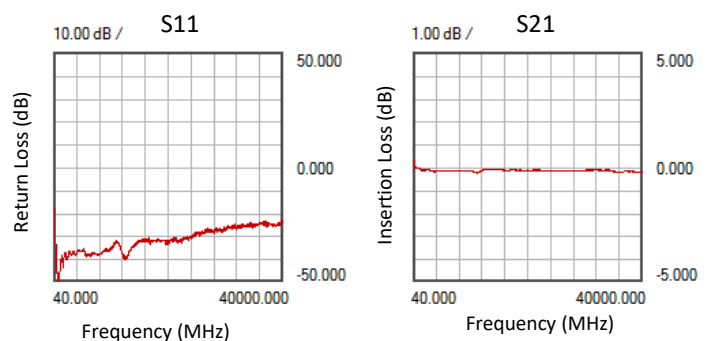
Custom conicals available upon request - Contact Piconics for more info.

S-Parameters available @ www.piconics.com

Environmental:

Operating Temp.	-55°C to +155°C
Storage Temp.	-55°C to +155°C
RoHS Compliant	Yes
Outgas	Meets ASTM E595
Wire Material	Copper
Wire Insulation	240C Polyimide
Standard G5 Lead Finish	5-10 μm Au
Wirebondable G5/1 Lead Finish	100 μm Au / 20 μm Ni

Frequency Response:



CC45T47K240G5
Shunt Measurement



www.piconics.com

ISO 9001:2015

Established 1963

26 Cummings Road | Tyngsboro, MA 01879 | P: 978-649-7501 | sales@piconics.com



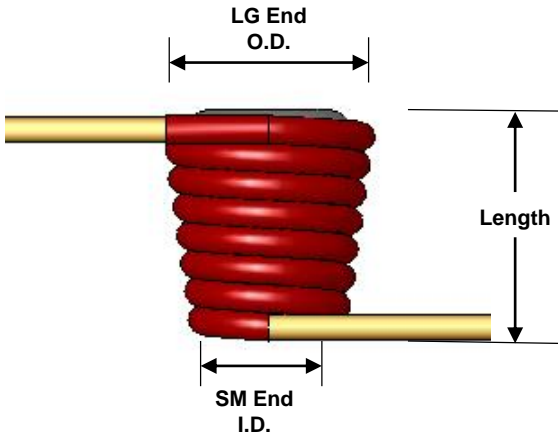
Rev C-2019

G5 Series Conical Inductor Specification

Part Number	Turns	Wire AWG	Length Inches [mm]	LG End O.D. Inches [mm]	SM End I.D. Inches [mm]	Lead Orientation	Insulation Color
CC36T44K240G5	36	44	.100 [2.54]	.035 [.89]	.008 [.20]	Opposed	Green
CC45T44K240G5	45	44	.115 [2.92]	.045 [1.14]	.008 [.20]	Opposed	Green
CC45T47K240G5	45	47	.085 [2.16]	.035 [.89]	.008 [.20]	Opposed	Red
CC50T40K240G5	50	40	.200 [5.08]	.075 [1.91]	.008 [.20]	Radial	Red
CC50T44K240G5	50	44	.135 [3.43]	.060 [1.53]	.018 [.46]	Radial	Green
CC65T42K240G5	65	42	.210 [5.33]	.065 [1.65]	.008 [.20]	Radial	Red
CC75T38K240G5	75	38	.385 [9.78]	.140 [3.56]	.018 [.46]	Radial	Red
CC82T44K240G5	82	44	.205 [5.21]	.075 [1.91]	.018 [.46]	Radial	Green
CC110T47K240G5	110	47	.200 [5.08]	.070 [1.78]	.008 [.20]	Opposed	Red

Custom conicals available upon request - Contact Piconics for more info.
 S-Parameters available @ www.piconics.com

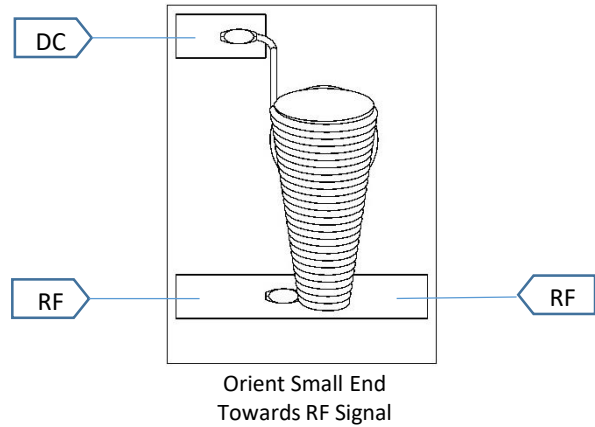
Mechanicals:



- Lead length is 0.200 inches MIN
- Insulation stripped within .050 of coil at large end
- Insulation stripped to coil body at small end

Not Drawn To Scale

Mounting:



Packaging:

Package Type	Gel Pak
--------------	---------

Notes:

1. L & Q measured on an HP 4191A RF Impedance Analyzer using a 16092A Spring Clip Fixture.
2. Idc Max is the DC current at which the device sees a 100°C temperature rise over an ambient temperature of 25°C.
3. Please see "Conical Frequency Range Measurement Document" to see process for determining the inductors frequency range.
4. Please see "Mounting Instructions" in our application data section of our website for additional mounting instructions.

